

Median Sale Price by Month

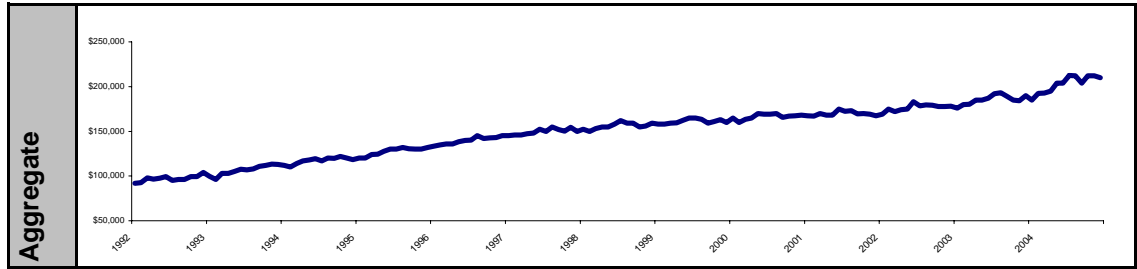
Statistics reported in this document cover those residential listings entered into RMLS™ databases from the Portland metro area, Oregon.



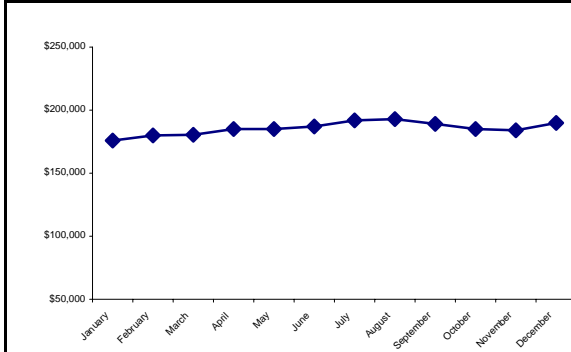
Document #: 1524

Revision Date: 1/17/2005

Pages in file: 4 pages

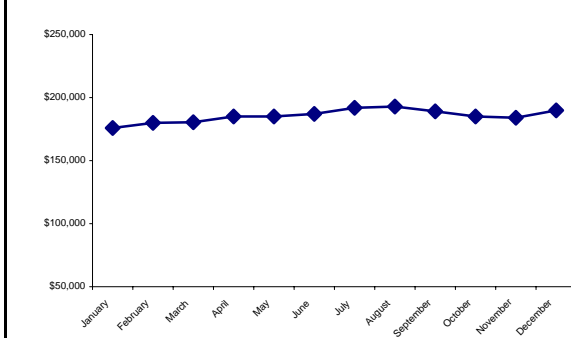


2004: 204,500



Month	Median Sale Price	Change from Previous Month
January	\$185,000	-2.5%
February	\$192,500	4.1%
March	\$192,900	0.2%
April	\$195,000	1.1%
May	\$204,000	4.6%
June	\$204,000	0.0%
July	\$212,300	4.1%
August	\$212,000	-0.1%
September	\$204,000	-3.8%
October	\$212,000	3.9%
November	\$212,000	0.0%
December	\$210,000	-0.9%

2003: \$185,500



Month	Price	Previous Month
January	\$176,000	-1.1%
February	\$180,000	2.3%
March	\$180,400	0.2%
April	\$185,000	2.5%
May	\$185,000	0.0%
June	\$187,000	1.1%
July	\$192,000	2.7%
August	\$193,000	0.5%
September	\$189,000	-2.1%
October	\$185,000	-2.1%
November	\$184,000	-0.5%
December	\$189,800	3.2%

